



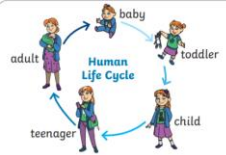
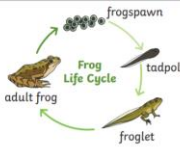




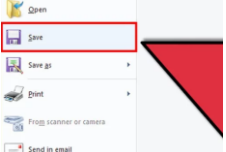





## Year 2 Autumn Term Knowledge Organiser

Subject	Key vocabulary –	Meaning	Key facts	Key knowledge	Key Skills I will learn	I know more I can do.....
Science Animals including humans	Adult	A fully-grown animal or plant.	<div style="display: flex; justify-content: space-around;"> <div style="border: 1px solid black; padding: 5px; width: 45%;"> <p>Some animals give birth to <b>live young</b>.</p>  <p>Some animals lay eggs which the <b>young</b> hatch from.</p>  <p>Both of these types of <b>young</b> then <b>develop</b> into <b>adults</b>.</p> </div> <div style="border: 1px solid black; padding: 5px; width: 45%;"> <p>Some <b>offspring</b> look like their <b>adult</b> when they are born.</p>  <p>Some <b>offspring</b> do not look like their <b>adult</b> when they are born.</p>  </div> </div> <div style="display: flex; justify-content: space-around; margin-top: 10px;"> <div style="text-align: center;">  <p>Human Life Cycle</p> </div> <div style="text-align: center;">  <p>Frog Life Cycle</p> </div> </div>	<ul style="list-style-type: none"> <li>Notice that animals, including humans, have offspring which grow into adults.</li> <li>Find out about and describe the basic needs of animals, including humans, for survival (water, food and air) .</li> </ul>	<p>-To compare the basic needs of animals and humans.</p> <p>-Know the different food groups and the importance of a balanced diet.</p>	<p>I can identify the basic needs of living things.</p> <p>I can plan a healthy meal using the different food groups.</p> <p>I can draw and describe the life-cycle of animals and humans.</p>
	Develop	To grow bigger and become stronger.				
	Life-cycle	The changes living things go through to become an adult.				
	Off-spring	The child of an animal.				
	Young	Off-spring that has not reached adulthood.				
	Live young	Off-spring that has not hatched from an egg.				
History WW2	chronological	A record of events following the order in which they occurred.		<ul style="list-style-type: none"> <li>Know about events beyond living memory which are significant globally.</li> <li>Know about a significant historical event and how the past has changed the future.</li> </ul>	<p>To use questioning to learn more about a historical event.</p> <p>Recognise the time frame in which an event took place.</p> <p>Compare events from different viewpoints.</p>	<p>I can recognise when these events happened and the significance of them today (WW2).</p> <p>I can write a letter from a soldier based on my knowledge of WW2.</p> <p>I can understand when and why we have Remembrance Day.</p>
	Past	Something that has already happened.				
	Questioning words	Who, what, where, when, how, why.				
	Compare	Note the similarity or dissimilarity between things.				
	Re-tell	Tell again or differently.				
	Key dates	Important dates.				
Geography	Sketch map	A simple map with basic details.		<ul style="list-style-type: none"> <li>Know how to understand simple compass directions (North, South,</li> </ul>	<p>-To create a clear map</p>	<p>I can create a map of the local</p>


## Year 2 Autumn Term Knowledge Organiser

Computing E-safety	Key	Helps us to understand map symbols.	<div style="display: flex; justify-content: space-between;"> <div style="width: 45%;"> <p><b>What Is a Map?</b></p> <p>A map is a drawing of an actual place that uses lines and <b>symbols</b> to represent real-life objects. People have used maps for hundreds of years to help them travel from place to place.</p> </div> <div style="width: 45%;"> <p><b>Types of Maps</b></p> <p>There are many different types of maps, such as:</p> <ul style="list-style-type: none"> <li><b>Sketch maps</b></li> <li>Road maps</li> <li><b>Ordnance Survey</b> maps</li> <li><b>Climate</b> maps</li> </ul> </div> </div> <div style="display: flex; justify-content: space-between; margin-top: 10px;"> <div style="width: 30%;"> <p><b>Key Features</b></p> <p>Key features of maps include: a title, a <b>compass rose</b>, <b>symbols</b>, a <b>key</b> and different colours for important things, such as green for forests and blue for rivers.</p> </div> <div style="width: 30%;"> <p><b>Compass Directions</b></p> <p>People use a <b>compass</b> to help them position and use a map accurately. The main points of a <b>compass</b> are north, south, east and west.</p>  </div> <div style="width: 30%;"> <p><b>Planning a Route</b></p> <p>When planning a journey using a map, people think about the quickest or <b>safest route</b>.</p>  </div> </div>	<p>East and West) and locational and directional language [for example, near and far; left and right], to describe the location of features and routes on a map.</p> <ul style="list-style-type: none"> <li>Understand the features which make up a map.</li> </ul>	<p>-To understand N, E, S and W.</p> <p>-To recognise symbols on a map.</p> <p>-To effectively use a key.</p>	<p>area with directions for a particular route and a clear key.</p> <p>I can confidently give directions using N, E, S and W.</p>
	Compass rose	Printed on a map to show directions.				
	Map symbol	A picture or sign to represent something.				
	Ordnance survey	Organisation in UK who make very detailed maps of the country.				
	Route	A way of getting from a start to finish point.				
	Compass	A tool that shows you which direction and helps you find your way.				
	Climate	The usual weather conditions of an area.				
Computing E-safety	Word processing	To create a type written document.	 	<ul style="list-style-type: none"> <li>Know that computers can be used to type words.</li> <li>Understand that this work needs to be saved to a file.</li> </ul>	<p>-To know how to use the keyboard on a device to add, delete and space text for others to read.</p> <p>- To know how to save and open files on a device.</p>	<p>- I can type a piece of work and save it to a file.</p>
	keyboard	Keys used to type on a computer.				
	file	Where something is saved.				
	Save	Keep and store.				
	Delete	Remove text.				
Art Stephen Wiltshire				<ul style="list-style-type: none"> <li></li> </ul>	<p>-To use</p>	<p>-I can</p>

## Year 2 Autumn Term Knowledge Organiser

DT Create a skyline using junk modelling	Design	A plan or drawing produced to show the look and function or workings of a building, garment, or other object before it is made.		<ul style="list-style-type: none"> <li>• Generate their own ideas and plan what to do next.</li> <li>• Explain what they want to do and describe how they may do it.</li> </ul>	- To use different shapes to create a city skyline.  -To add detail to the shapes chosen to create a city skyline from memory.	-I can create a skyline using junk modelling.  -I can paint my skyline using memory of cities from Art lessons.
	Make	form (something) by putting parts together or combining substances; create.				
	Evaluate	Form an idea of the amount, number, or value of; assess.				
Music Call and response	Sing	Make musical sounds with the voice, especially words with a set tune.		<ul style="list-style-type: none"> <li>• Know that music sounds different from different continents.</li> </ul>	-How to listen to and observe differences in music eg language, instruments, tempo.	I can recognise music from different continents.  I can describe their differences and similarities.
	Loud	With a great deal of volume.				
	quiet	Making little or no noise.				
	fast	At high speed and happening quickly.				
	slow	Lasting or taking a long time.				
	Continents	Europe, Asia, Africa, North and South America, Australia, Antarctica				
	Genre	A style or category of music.				
PE Gymnastics	Performance	Carrying out an action.		<ul style="list-style-type: none"> <li>• know that fundamental movement skills, such as travelling, balancing, and moving smoothly from one position to another are important gymnastics basics.</li> <li>• Know about different movement phrases and that they use a range of different body actions and body parts.</li> </ul>	<ul style="list-style-type: none"> <li>• Watch and describe a performance accurately.</li> <li>• Understand and describe changes to your heartrate</li> </ul>	-I can Perform basic gymnastic actions, including travelling, rolling, jumping, and staying still.
	Movement	Changing place or position.				

### Year 2 Autumn Term Knowledge Organiser

	Balance	To hold a steady position.		<ul style="list-style-type: none"> <li>• Know that heartrate will change when playing games.</li> </ul>	when playing a game.	<p>-I can become increasingly confident and competent, moving safely using changes of speed, level, and direction.</p> <p>-I can Combine different ways of travelling exploring a range of movements and shapes.</p> <p>-I can create linked movement phrases with beginning, middle and ends.</p>
	Roll	To move by turning over and over on a surface.				
RE Why did the Angels announce the birth of Jesus?	Bible	Holy book of Christianity.		<ul style="list-style-type: none"> <li>• Know that the Bible is a special</li> </ul>	To ask	-I can
	Christians	People who believe in Christianity.				
	Old testament	First part of the bible.				
	New testament	Second part of the bible.				

**Year 2 Autumn Term Knowledge Organiser**

	Ten commandments	Rules created by God for Christians to follow.				
--	------------------	--	--	--	--	--



**Year 2 Autumn Term Knowledge Organiser**


--	--	--	--	--	--	--

### Year 2 Autumn Term Knowledge Organiser

English	conjunctions	Words that are used to join two sentences together (and, but, because)		<ul style="list-style-type: none"> <li>To know how to use punctuation to demarcate sentences.</li> <li>To know the difference between past and present tense.</li> </ul>	To phonetically attempt to spell words.	I can write a letter to father Christmas using commas.
	Commas	Punctuation used to separate items in a list				
	Letters	Writing letters using a correct format.				



Year 2 Autumn Term Knowledge Organiser

	<p>Sentence starters</p>	<p>Different and interesting ways to start sentences eg After that, Suddenly, Carefully</p>		<ul style="list-style-type: none"><li>• To Know how to write for different purposes and when writing needs to be formal or informal.</li><li>• Know how to use phonics knowledge to attempt spelling of a word.</li><li>• Know that two sentences can be joined together using a conjunction.</li><li>• To know when to use different punctuation (., !?)</li></ul>	<p>join sentences and consistently use the correct tenses in their writing.</p>	<p>I can write a poem related to Christmas.</p>
--	--------------------------	---	--	---	---	---